



UNIVERSITY REPORT

MISSISSIPPI STATE
UNIVERSITY



2023 • mississippi tobacco data



Senior Research Associate | Emily McClelland, M.S.

Art Director + Graphic Designer | Miranda Robertson

Photographer (Cover Photo) | Megan Bean



UNIVERSITY SURVEY OF TOBACCO CONTROL

MISSISSIPPI STATE UNIVERSITY | 2023

ACKNOWLEDGMENT

This survey was made possible through support provided by the Mississippi State Department of Health. The opinions expressed herein are those of the authors and do not necessarily reflect the views of the Mississippi State Department of Health.

The survey instrument design was based on an extensive review of extant instruments such as the Social Climate Survey of Tobacco Control, the Current Population Survey – Tobacco Use Supplement, the National College Health Risk Behavior Survey, the Youth Tobacco Survey, the Harvard School of Public Health College Alcohol Survey, and was supplemented by additional relevant items.

METHODS

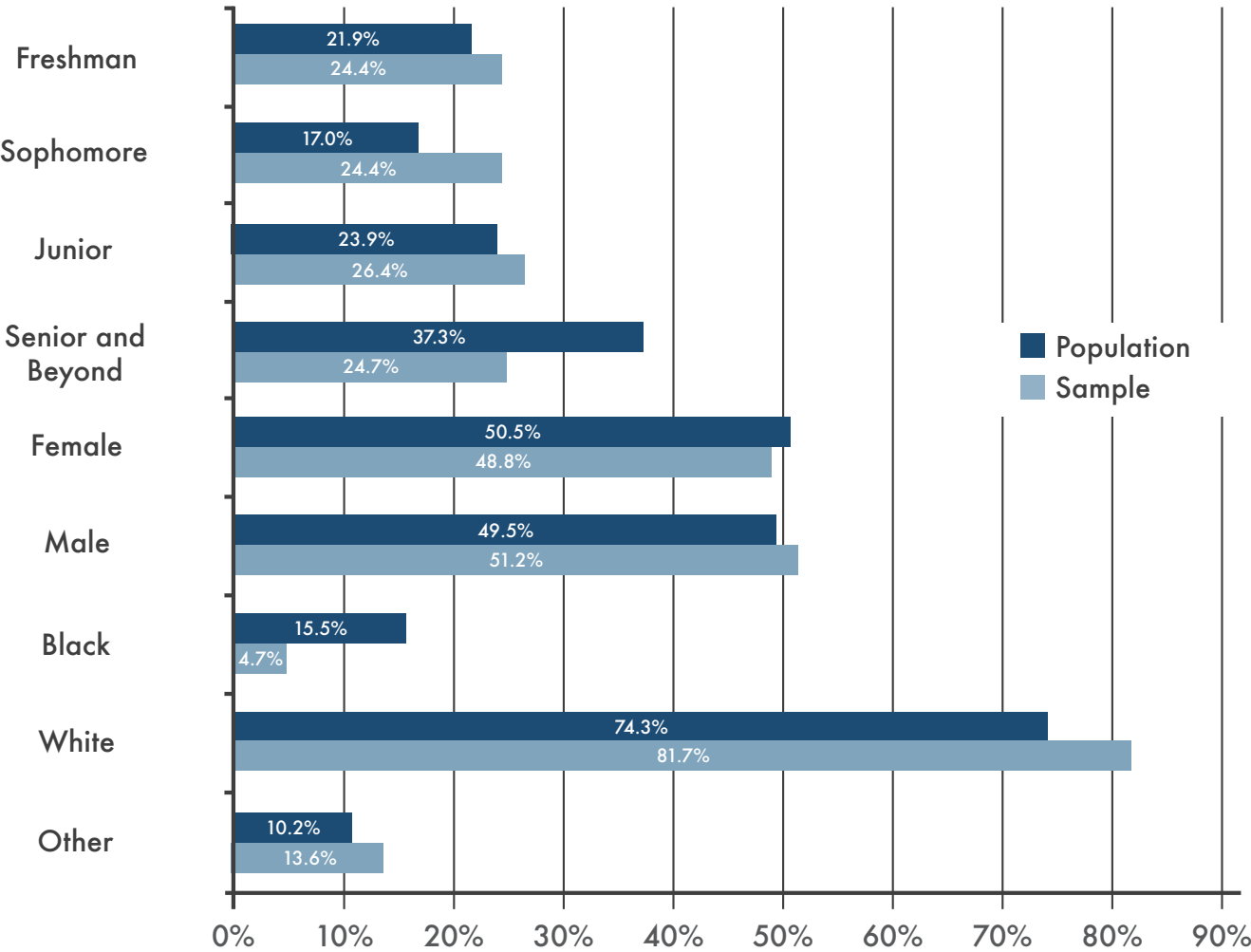
Researchers at the Social Science Research Center at Mississippi State University (MSU) administered a web-based survey to undergraduate students at MSU. This web-based approach has extraordinary potential as the university provides internet access to students in multiple settings and issues each student an e-mail account. Moreover, students rely on e-mail and the internet to communicate with peers, professors, and university administrators.

Information Technology Services at MSU provided 15,174 undergraduate student e-mail addresses. Of these 15,174 students, 7,587 were sampled and 296 participated in the survey. All respondents were 18 years of age or older and undergraduate students at MSU during the Spring 2023 term. Respondents

were screened before beginning the survey, and students who were not yet 18 years of age during the Spring 2023 term were not allowed to continue the survey.

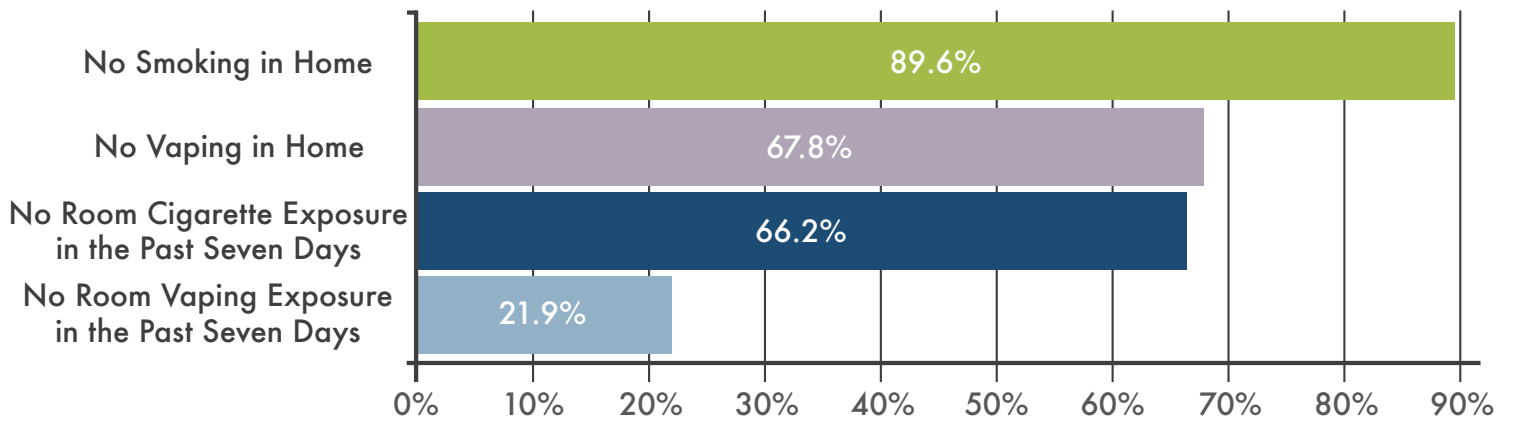
Each student in the sample received an e-mail asking for their participation in the survey. Students who chose to participate clicked on an embedded URL address that linked the student to the survey web site. Respondents who did not complete the survey in one session were able to restart the survey at the last question answered. Up to two reminder e-mails were sent requesting the student's continued participation. Two reminder emails were also sent to each student who did not respond to the initial request for participation. No more than three emails were sent to any student in the sample.

Several precautions were taken to protect the privacy of respondents. Personal identifiers (e-mail addresses) were kept separate from the information collected from each respondent. This was accomplished by anonymizing responses so that no personal information was recorded and the contact association was removed.



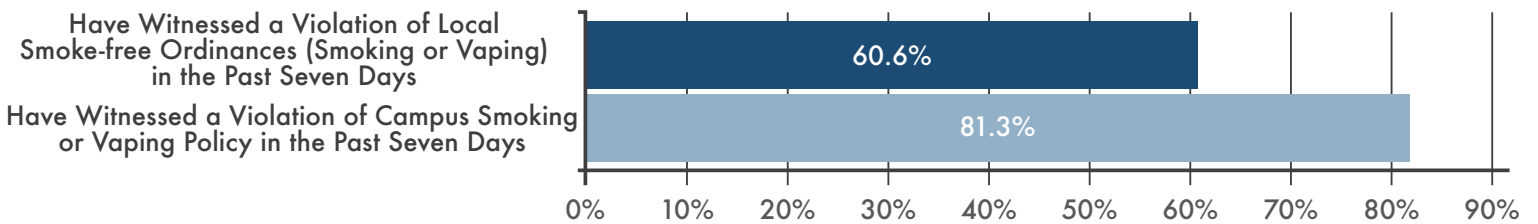
INDIVIDUAL PRACTICES & EXPOSURE TO TOBACCO SMOKE

2023



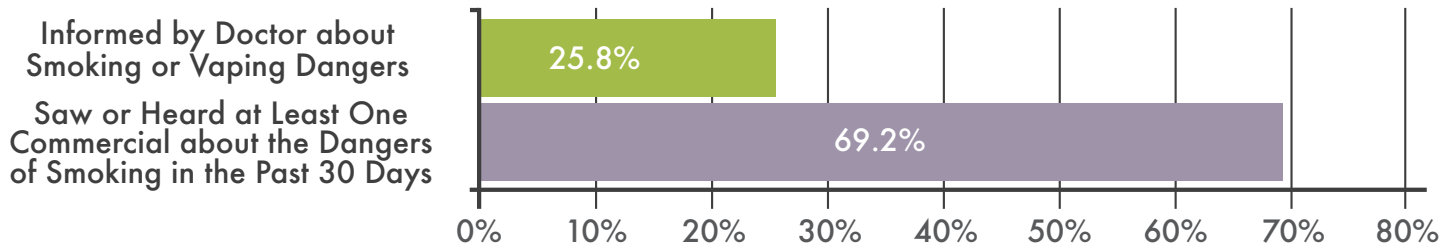
SMOKE-FREE POLICIES IN THE COMMUNITY

2023



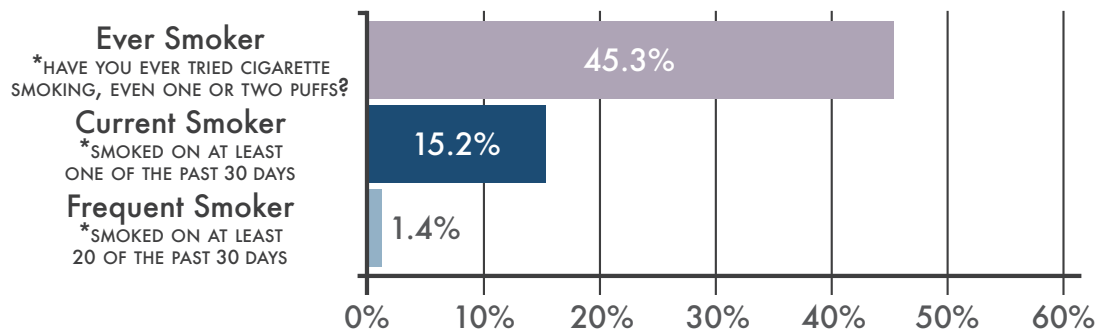
HEALTH BELIEFS & COUNSELING + MASS MEDIA

2023

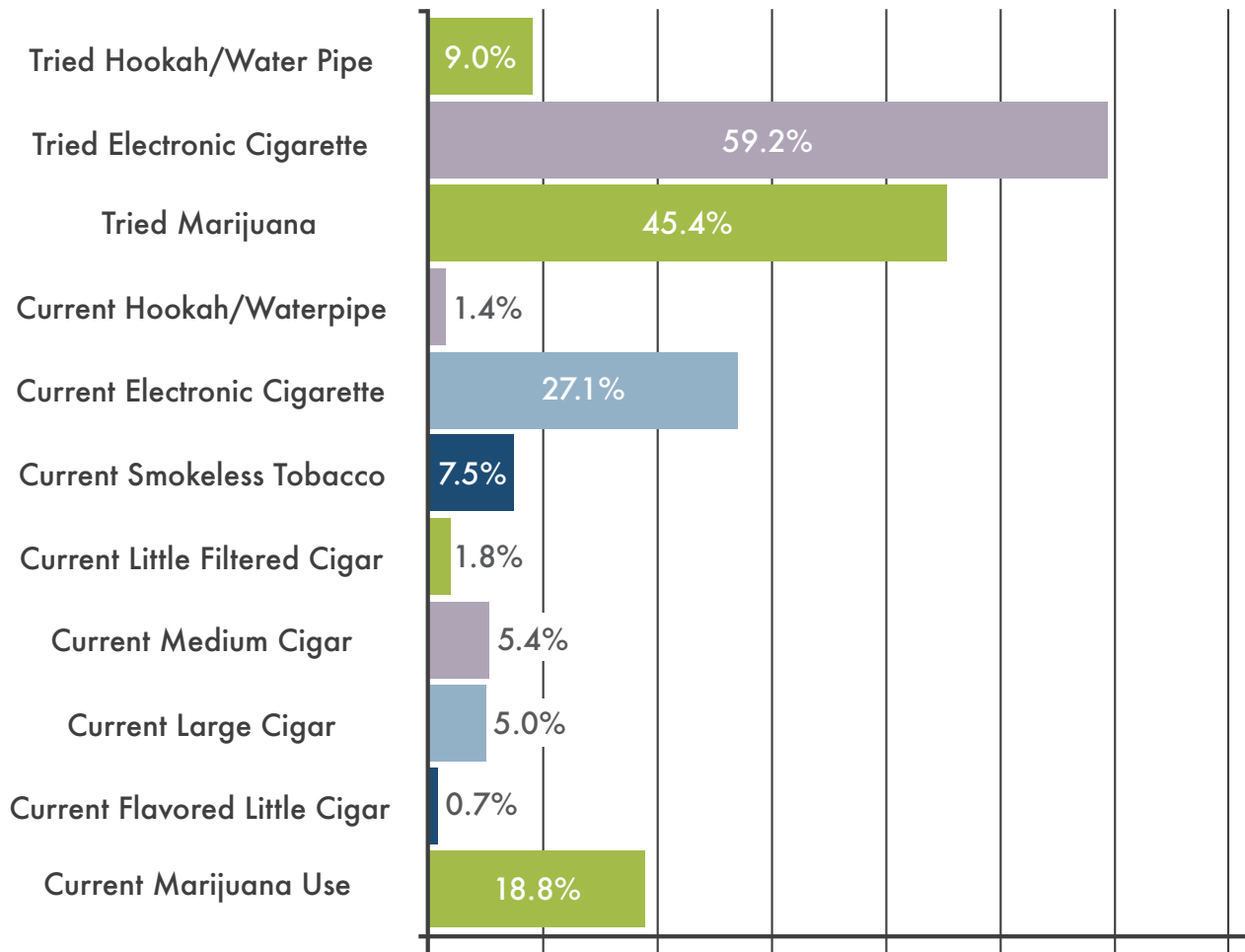


CIGARETTE SMOKING

2023



- The percentage of Mississippi State University students who reported ever trying cigarettes was significantly higher for males (52.8%) than for females (38.8%), $p = .02$.
- The percentage of Mississippi State University students who reported smoking cigarettes in the past thirty days was significantly higher for males (23.4%) than for females (8.0%), $p < .001$.
- The percentage of Mississippi State University students who reported frequently smoking cigarettes was significantly higher for males (2.7%) than for females (0.0%), $p = .05$.



- The percentage of Mississippi State University students who reported having used smokeless tobacco in the past thirty days was significantly higher for males (14.8%) than for females (0.7%), $p < .001$.
- The percentage of Mississippi State University students who reported having smoked a little filtered cigar in the past thirty days was significantly higher for males (3.7%) than for females (0.0%), $p = .02$.
- The percentage of Mississippi State University students who reported having smoked medium cigars or cigarillos in the past thirty days was significantly higher for males (9.7%) than for females (0.7%), $p < .001$.
- The percentage of Mississippi State University students who reported having smoked large or premium cigars in the past thirty days was significantly higher for males (10.5%) than for females (0.0%), $p < .001$.

CONTACT INFORMATION



Robert McMillen, Ph.D.
Social Science Research Center
Mississippi State University

ROBERT.MCMILLEN@SSRC.MSSTATE.EDU
WWW.SSRC.MSSTATE.EDU
WWW.MSSTATE.EDU

One Research Blvd., Suite 103
Starkville, MS 39759

P: 662.325.7127
F: 662.325.7966

For more information visit

MSTOBACCODATA.ORG



MISSISSIPPI STATE UNIVERSITY DOES NOT DISCRIMINATE ON THE BASIS OF RACE, COLOR, RELIGION, NATIONAL ORIGIN, SEX, AGE, DISABILITY, OR VETERAN STATUS. THIS REPORT IS FUNDED BY A GRANT OF THE MISSISSIPPI STATE DEPARTMENT OF HEALTH.



MISSISSIPPI STATE UNIVERSITY™
SOCIAL SCIENCE RESEARCH CENTER

