



the mississippi

youth tobacco

S U R V E Y

2013 • mississippi tobacco data



background

In 1998, the state of Mississippi approved a tobacco prevention pilot program that resulted in the formation of The Partnership for a Healthy Mississippi. The Partnership implemented most of its tobacco control programs by 1999, and at the conclusion of the pilot program, approximately

\$20 million annually was court ordered to go directly to The Partnership from the state's tobacco settlement. In addition to these funds, The Mississippi Department of Health (MSDH) received funds from the Centers for Disease Control and Prevention through a cooperative agreement to implement and enhance tobacco prevention and cessation efforts.

In 2006, Governor Haley Barbour, the state Division of Medicaid, and the Health Care Trust Fund filed motions to vacate the December 2000 order and direct the \$20 million away from tobacco prevention and into the trust fund. This motion was successful. As of June 1, 2006, counter-marketing campaigns were no longer airing, and the college program for the 18 to 24-year-old market ended. As of

November 30, 2006, The Partnership ceased funding of cessation programs, including a statewide quitline and regional tobacco cessation treatment clinics, law enforcement program, and numerous statewide and after-school programs.

In 2007, the Mississippi Legislature called for the development, implementation, and funding of a comprehensive and statewide tobacco education, prevention, and cessation program that is consistent with the Best Practices for Tobacco Control Programs of the federal Centers for Disease Control and Prevention. The FY2008 allocated \$8 million for the Office of Tobacco Control, MSDH, to create a state tobacco prevention and cessation program. Funding at this level was sustained for FY2009, FY2010, FY2011, and FY2012.

THIS REPORT WAS PRODUCED BY SCIENTISTS AT THE SOCIAL SCIENCE RESEARCH CENTER OF MISSISSIPPI STATE UNIVERSITY. THIS PROJECT IS FUNDED BY A GRANT OF THE MISSISSIPPI STATE DEPARTMENT OF HEALTH. ANY OPINIONS IMPLIED OR EXPRESSED HERE ARE THOSE OF THE AUTHORS AND DO NOT NECESSARILY REFLECT THOSE OF THE MISSISSIPPI STATE DEPARTMENT OF HEALTH OR OF MISSISSIPPI STATE UNIVERSITY.

Cigarette smoking among Mississippi youth has decreased substantially since statewide tobacco control programs were implemented in 1999.

Current smoking among public middle school students has decreased by 72% since 1998, leading to 16,587 fewer young smokers.



CURRENT SMOKING AMONG PUBLIC HIGH SCHOOL STUDENTS HAS DECREASED BY 40% SINCE 1998, LEADING TO 16,646 FEWER YOUNG SMOKERS.

The prevalence of having ever tried smoking has decreased by 62% since 1998, leading to 37,544 fewer middle school students who have tried smoking.

The prevalence of having ever tried smoking has decreased by 38% since 1998, leading to 39,431 fewer high school students who have tried smoking.

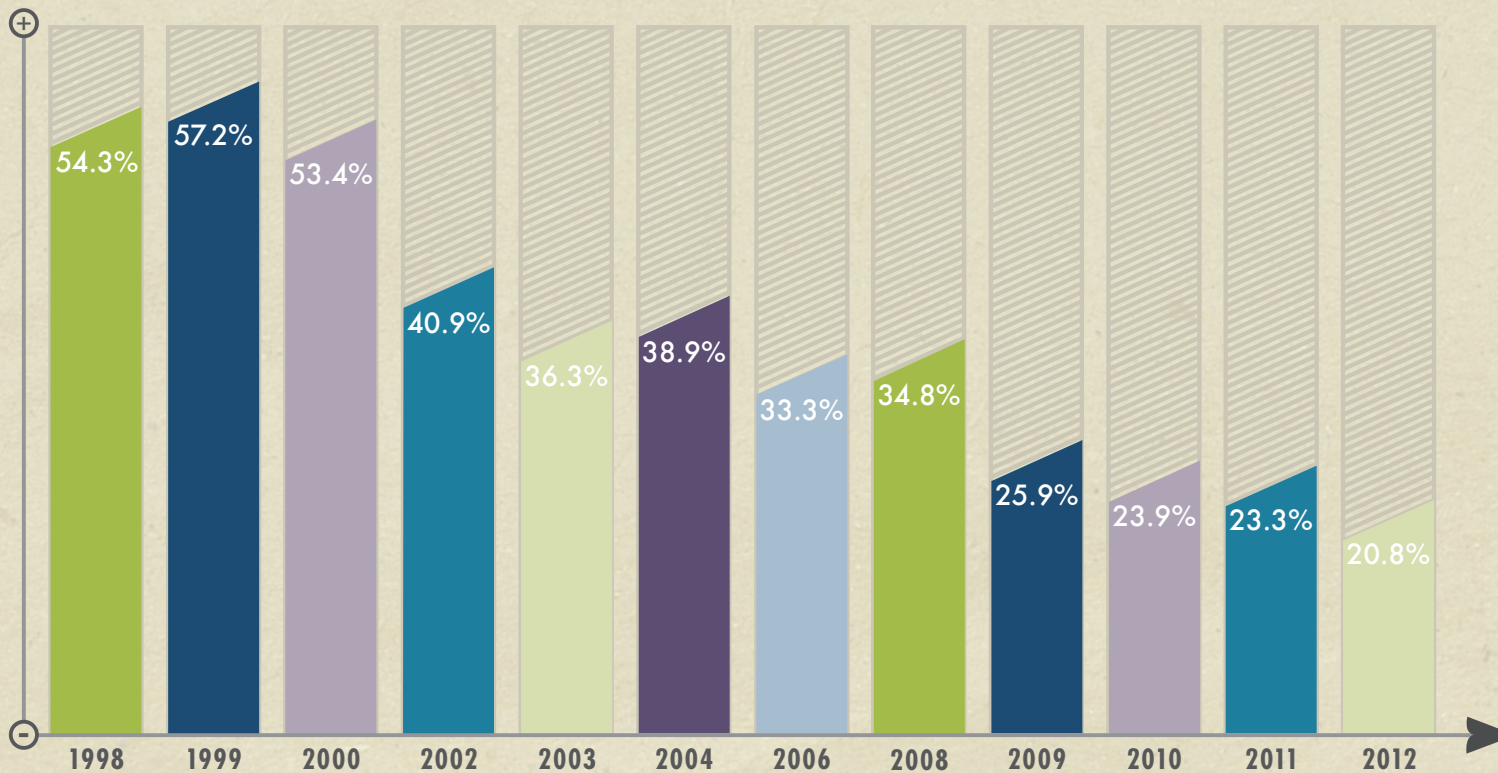
FREQUENT SMOKING HAS DECREASED BY 87% SINCE 1998, LEADING TO 5,043 FEWER MIDDLE SCHOOL STUDENTS WHO ARE FREQUENT SMOKERS.

Frequent smoking has decreased by 52% since 1998, leading to 10,233 fewer high school students who are frequent smokers.



ever tried a cigarette

MS PUBLIC MIDDLE SCHOOLS



- * In 2012, *23,311 Mississippi public middle school students* had tried at least one cigarette.
- * The prevalence of having ever tried a cigarette has *decreased by 62%* since 1998, leading to 37,544 fewer middle school students who have tried smoking.
- * In the past year, the prevalence of having ever tried smoking *has not changed significantly*.

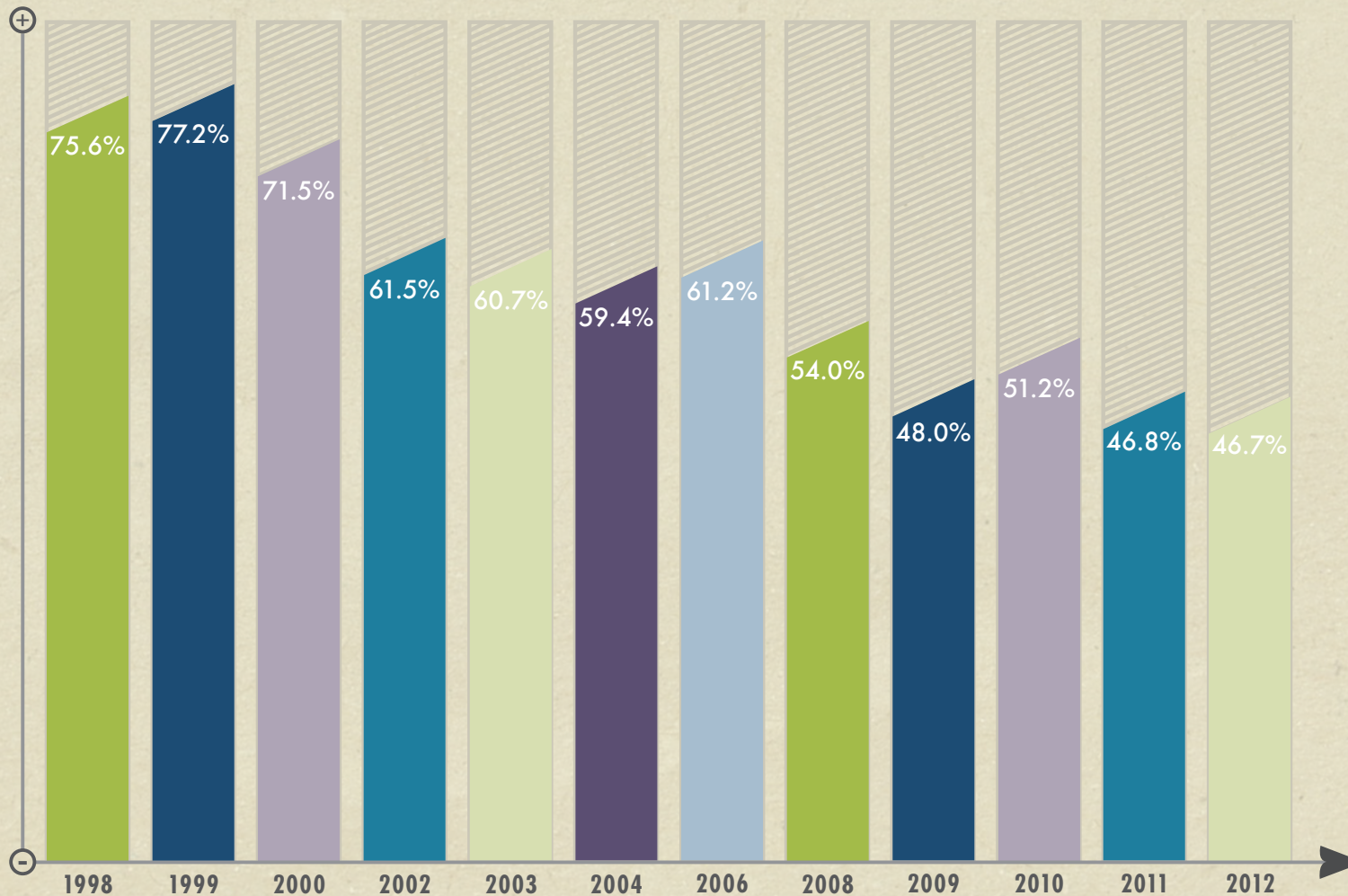
The Partnership for a Healthy Mississippi implements its tobacco control programs.

State funding for The Partnership for a Healthy Mississippi is directed away from tobacco prevention.

Comprehensive and statewide tobacco education, prevention, and cessation programs are implemented by the Office of Tobacco Control, Mississippi State Department of Health.

ever tried a cigarette

MS PUBLIC HIGH SCHOOLS



- * In 2012, *63,717 Mississippi public high school students* had tried at least one cigarette.
- * The prevalence of having ever tried a cigarette has *decreased by 38%* since 1998, leading to 39,431 fewer high school students who have tried smoking.
- * In the past year, the prevalence of having ever tried smoking *has not changed significantly*.

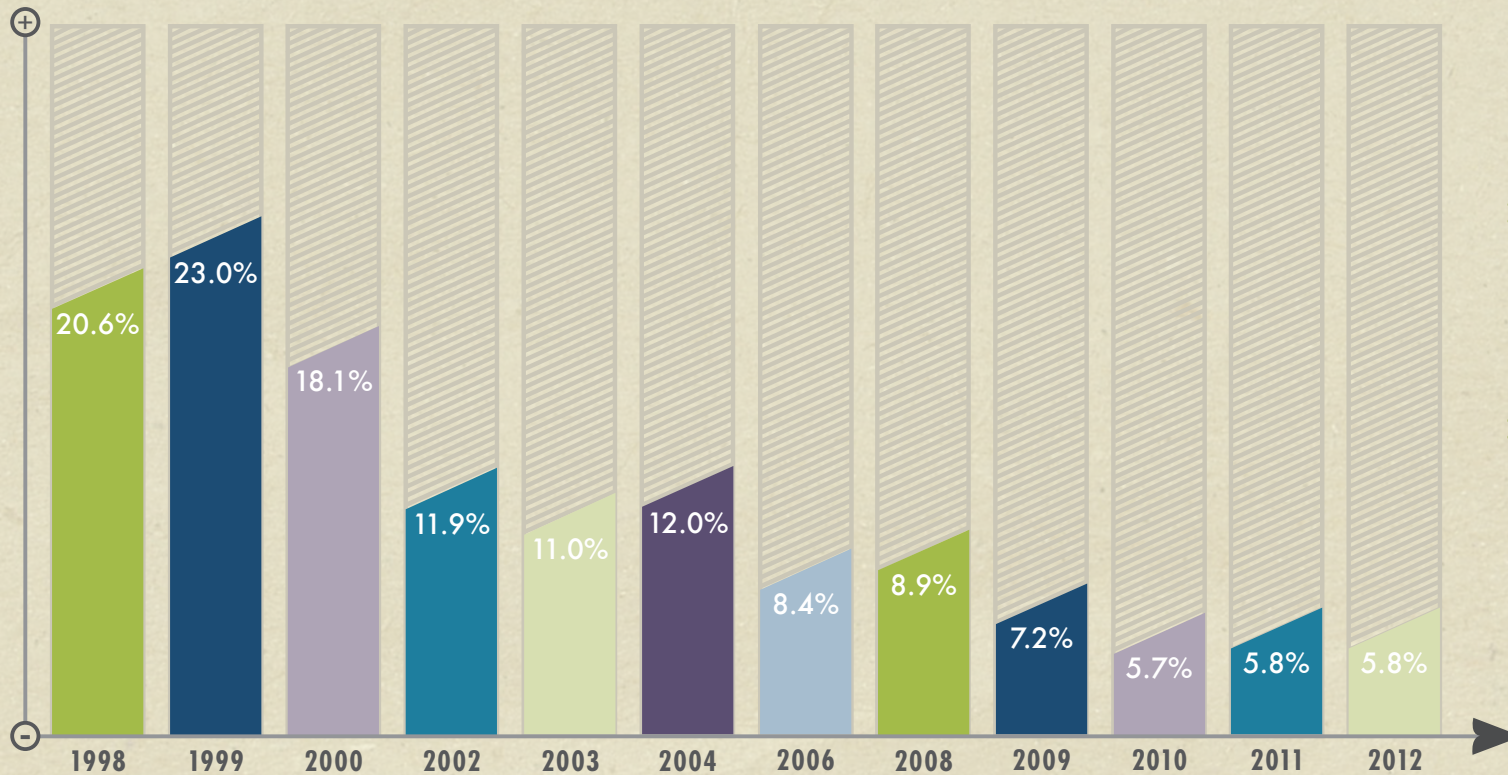
The Partnership for a Healthy Mississippi implements its tobacco control programs.

State funding for The Partnership for a Healthy Mississippi is directed away from tobacco prevention.

Comprehensive and statewide tobacco education, prevention, and cessation programs are implemented by the Office of Tobacco Control, Mississippi State Department of Health.

current cigarette smoking

MS PUBLIC MIDDLE SCHOOLS



- * In 2012, *6,500 Mississippi public middle school students* were current smokers.
- * The prevalence of current smoking has *decreased by 72%* since 1998, leading to 16,587 fewer young smokers.
- * In the past year, the prevalence of current smoking *has not changed significantly*.

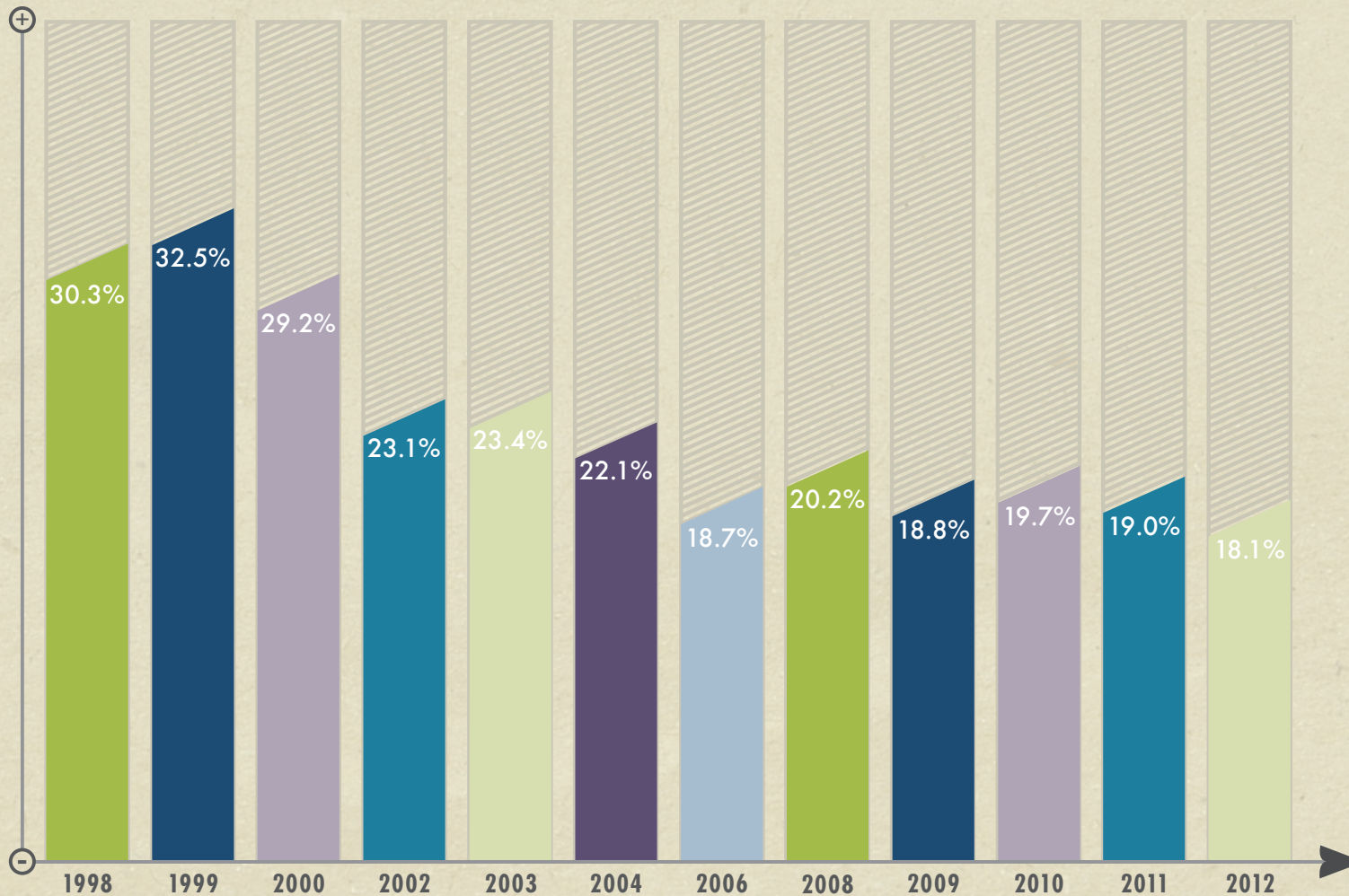
The Partnership for a Healthy Mississippi implements its tobacco control programs.

State funding for The Partnership for a Healthy Mississippi is directed away from tobacco prevention.

Comprehensive and statewide tobacco education, prevention, and cessation programs are implemented by the Office of Tobacco Control, Mississippi State Department of Health.

current cigarette smoking

MS PUBLIC HIGH SCHOOLS



* In 2012, *24,696 Mississippi public high school students* were current smokers.

* The prevalence of current smoking has *decreased by 40%* since 1998, leading to 16,646 fewer young smokers.

* In the past year, the prevalence of current smoking *has not changed significantly*.

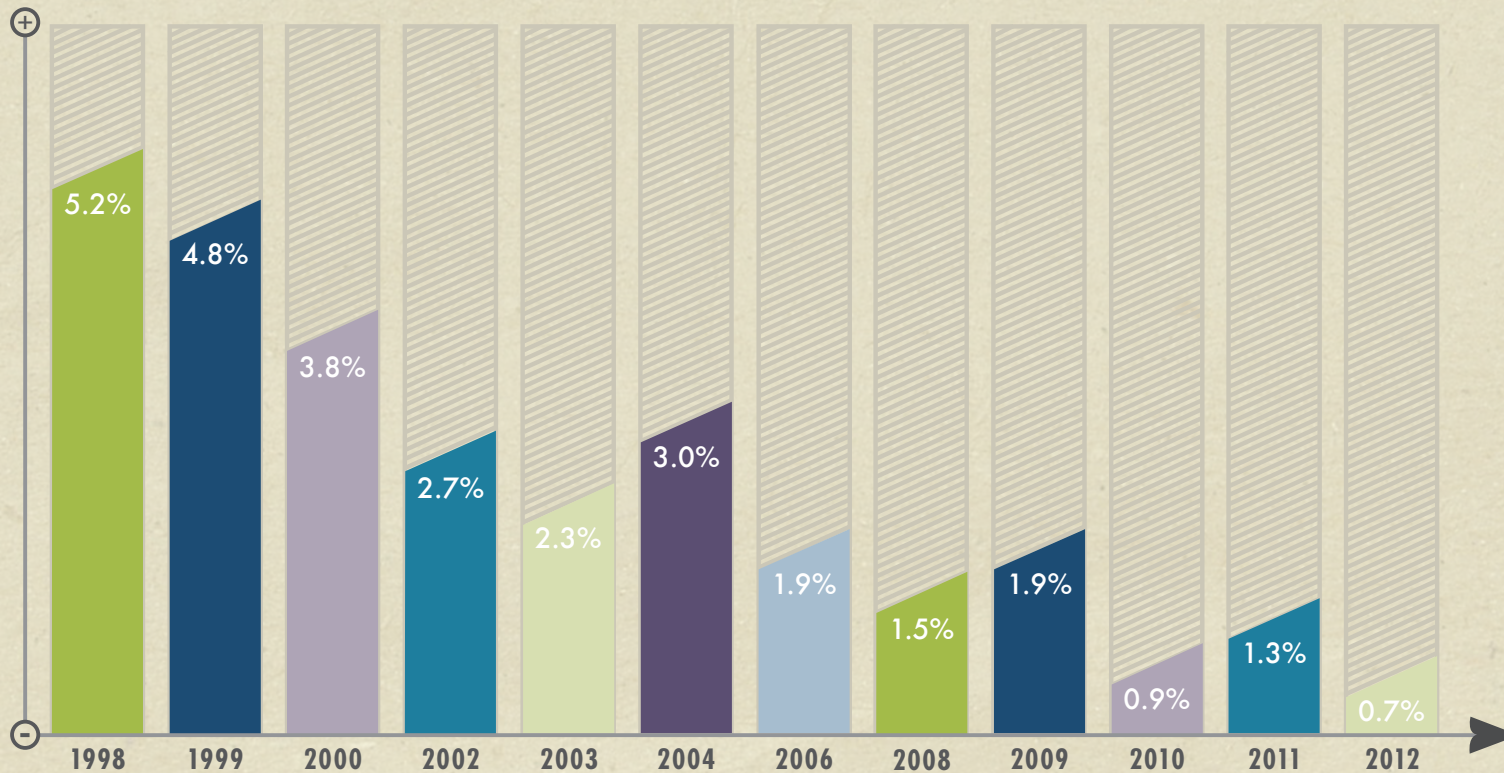
The Partnership for a Healthy Mississippi implements its tobacco control programs.

State funding for The Partnership for a Healthy Mississippi is directed away from tobacco prevention.

Comprehensive and statewide tobacco education, prevention, and cessation programs are implemented by the Office of Tobacco Control, Mississippi State Department of Health.

frequent cigarette smoking

MS PUBLIC MIDDLE SCHOOLS



* In 2012, *784 Mississippi public middle school students* had smoked cigarettes on at least 20 of the past 30 days.

* The prevalence of frequent smoking has *decreased by 87%* since 1998, leading to 5,043 fewer middle school students who are frequent smokers.

* In the past year, the prevalence of frequent smoking *has not changed significantly*.

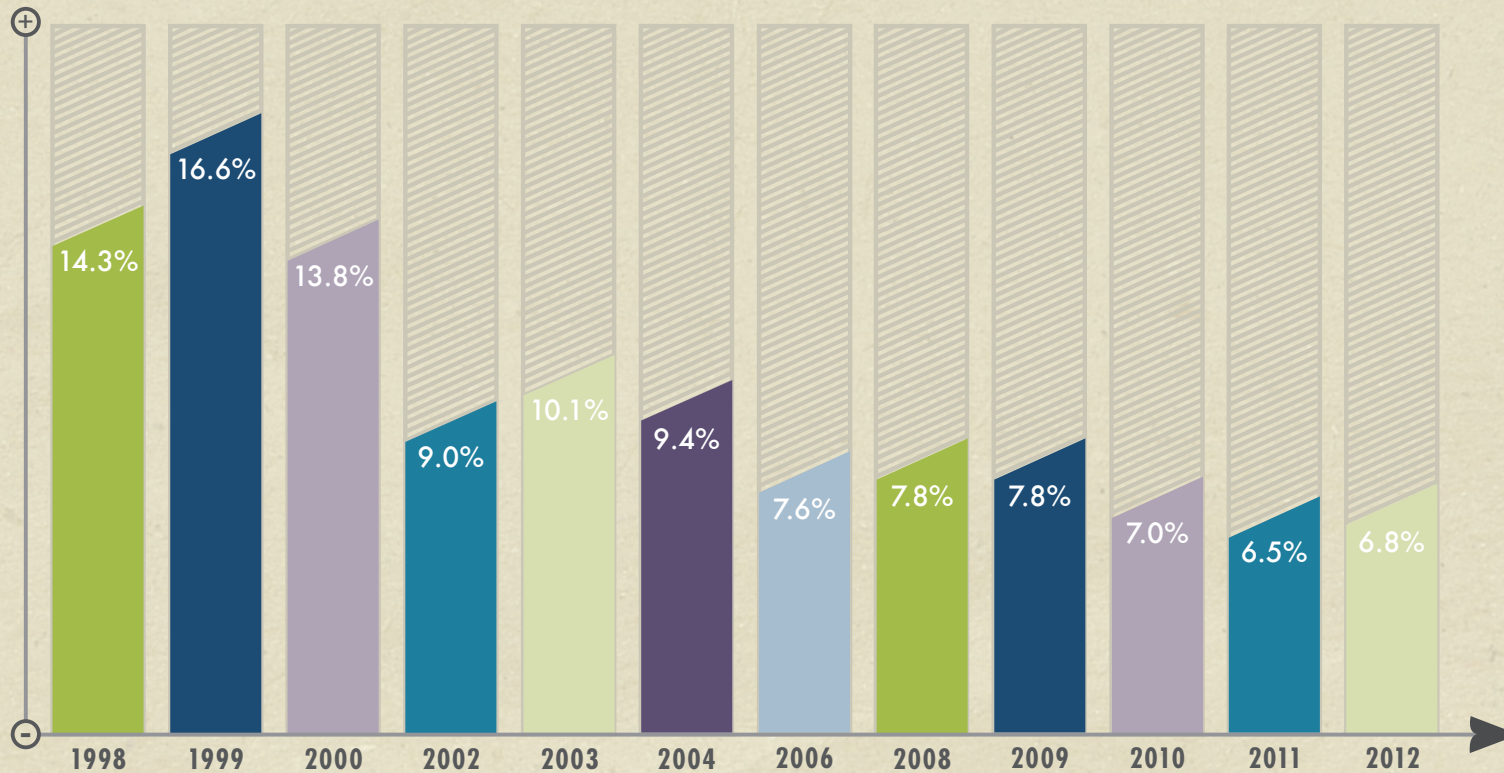
The Partnership for a Healthy Mississippi implements its tobacco control programs.

State funding for The Partnership for a Healthy Mississippi is directed away from tobacco prevention.

Comprehensive and statewide tobacco education, prevention, and cessation programs are implemented by the Office of Tobacco Control, Mississippi State Department of Health.

frequent cigarette smoking

MS PUBLIC HIGH SCHOOLS



- * In 2012, *9,278 Mississippi public high school students* had smoked cigarettes on at least 20 of the past 30 days.
- * The prevalence of frequent smoking has *decreased by 52%* since 1998, leading to 10,233 fewer high school students who are frequent smokers.
- * In the past year, the prevalence of frequent smoking *has not changed significantly*.

The Partnership for a Healthy Mississippi implements its tobacco control programs.

State funding for The Partnership for a Healthy Mississippi is directed away from tobacco prevention.

Comprehensive and statewide tobacco education, prevention, and cessation programs are implemented by the Office of Tobacco Control, Mississippi State Department of Health.



key demographic differences | 2012

Among middle school students, there are no significant differences in the percentage of males and females or Caucasians and African-Americans who smoke cigarettes.



HOWEVER
7TH GRADERS
ARE MORE LIKELY
TO HAVE TRIED
CIGARETTE SMOKING
OR TO BE
CURRENT SMOKERS
THAN 6TH GRADERS.



High school
CAUCASIANS
 are more
 likely to to
 be current
 smokers,
 or to be
 frequent
 smokers
 than **AFRICAN**
-AMERICANS.

**12TH GRADERS
 ARE MORE LIKELY
 TO HAVE EVER TRIED**

**CIGARETTE
 SMOKING**

**than
 9TH GRADERS.**



**There are no
 significant differences
 in the percentage of
 males
 & females
 who smoke cigarettes.**

Mississippi Youth Tobacco Use

1998-2012

Ever Smoking - Public Middle School

	1998	1999	2000	2002	2003	2004	2006
TOTAL	54.3 (±4.1)	57.2 (±4.2)	53.4 (±3.3)	40.9 (±3.5)	36.3 (±2.5)	38.9 (±3.9)	33.3 (±5.1)
SEX							
FEMALE	51.2 (±5.3)	53.7 (±5.1)	48.6 (±3.4)	38.5 (±4.6)	33.6 (±2.7)	36.4 (±3.9)	32.3 (±6.2)
MALE	57.3 (±4.3)	60.3 (±4.9)	58.1 (±4.8)	43.5 (±3.2)	39.0 (±2.9)	41.5 (±5.0)	34.4 (±6.1)
RACE							
WHITE	52.0 (±6.6)	55.7 (±3.2)	50.1 (±4.6)	39.4 (±3.6)	33.3 (±3.0)	36.2 (±5.8)	30.4 (±6.5)
BLACK	56.3 (±7.1)	58.3 (±7.6)	56.7 (±7.9)	41.8 (±5.8)	39.3 (±2.7)	41.5 (±2.9)	36.2 (±6.2)
GRADE							
6	41.8 (±4.9)	45.1 (±5.2)	40.5 (±7.3)	32.8 (±4.9)	25.5 (±3.1)	29.1 (±5.5)	19.3 (±4.7)
7	55.0 (±7.1)	59.4 (±5.7)	57.9 (±5.8)	46.9 (±5.1)	37.0 (±3.5)	41.5 (±5.3)	36.3 (±6.9)
8	64.0 (±5.6)	66.3 (±6.2)	61.4 (±5.4)	50.7 (±4.5)	46.8 (±2.6)	45.9 (±5.1)	43.2 (±7.3)

	2008	2009	2010	2011	2012
TOTAL	34.8 (±4.8)	25.9 (±3.5)	23.9 (±3.3)	23.3 (±4.7)	20.8 (±4.5)
SEX					
FEMALE	29.9 (±5.6)	23.8 (±4.5)	21.7 (±4.3)	21.6 (±4.8)	17.9 (±4.0)
MALE	39.4 (±4.8)	27.9 (±3.8)	26.1 (±3.5)	24.8 (±5.3)	23.7 (±5.8)
RACE					
WHITE	31.9 (±6.0)	24.4 (±5.3)	25.4 (±4.6)	22.2 (±6.5)	25.2 (±5.5)
BLACK	37.0 (±5.0)	26.7 (±4.4)	22.3 (±4.5)	24.3 (±5.2)	16.5 (±5.0)
GRADE					
6	22.5 (±6.7)	18.2 (±4.0)	14.9 (±5.2)	13.1 (±6.3)	12.0 (±5.1)
7	36.6 (±5.6)	24.9 (±6.1)	23.8 (±5.1)	23.0 (±4.4)	20.8 (±5.2)
8	45.5 (±6.8)	34.3 (±5.4)	33.1 (±6.4)	32.0 (±9.2)	30.2 (±7.4)

	1998	1999	2000	2002	2003	2004	2006
TOTAL	75.6 (±3.0)	77.2 (±2.4)	71.5 (±2.2)	61.5 (±2.5)	60.7 (±1.7)	59.4 (±2.5)	61.2 (±3.9)
SEX							
FEMALE	72.6 (±3.7)	73.6 (±3.9)	70.0 (±4.0)	59.3 (±2.9)	57.4 (±2.6)	54.8 (±3.5)	61.0 (±6.9)
MALE	78.7 (±3.3)	80.9 (±3.1)	73.1 (±2.9)	64.0 (±3.7)	64.2 (±1.8)	63.9 (±3.3)	61.2 (±4.2)
RACE							
WHITE	79.4 (±3.3)	81.0 (±3.2)	75.5 (±4.9)	61.4 (±3.5)	63.1 (±2.1)	64.3 (±3.6)	67.1 (±8.6)
BLACK	70.6 (±4.5)	72.3 (±4.4)	65.9 (±3.8)	61.1 (±3.8)	57.5 (±2.7)	54.2 (±4.2)	56.0 (±3.4)
GRADE							
9	73.1 (±4.3)	75.2 (±3.1)	69.3 (±3.5)	54.5 (±4.9)	57.9 (±3.1)	56.3 (±4.8)	59.8 (±6.9)
10	75.0 (±7.7)	77.7 (±6.8)	69.3 (±4.5)	62.4 (±3.7)	59.6 (±2.6)	58.7 (±5.4)	57.2 (±5.6)
11	76.9 (±5.3)	75.8 (±6.9)	72.7 (±8.3)	65.0 (±5.2)	62.3 (±2.9)	58.4 (±6.8)	65.8 (±10.5)
12	78.2 (±5.6)	80.8 (±4.6)	75.9 (±6.8)	66.5 (±4.1)	64.5 (±2.6)	67.1 (±4.9)	63.9 (±7.2)

	2008	2009	2010	2011	2012
TOTAL	54.0 (±4.5)	48.0 (±3.1)	51.2 (±3.2)	46.8 (±5.1)	46.7 (±3.2)
SEX					
FEMALE	59.7 (±5.3)	43.5 (±4.1)	48.7 (±4.0)	41.8 (±5.4)	42.7 (±4.2)
MALE	48.2 (±4.2)	53.1 (±3.6)	53.5 (±4.7)	52.4 (±6.4)	50.7 (±4.7)
RACE					
WHITE	56.2 (±6.3)	53.2 (±5.0)	59.0 (±5.0)	55.5 (±5.7)	51.8 (±5.7)
BLACK	50.9 (±7.4)	42.6 (±4.1)	44.0 (±4.0)	38.8 (±5.7)	41.6 (±4.6)
GRADE					
9	51.0 (±9.3)	42.3 (±4.8)	42.9 (±5.4)	41.9 (±8.7)	35.2 (±5.8)
10	52.1 (±6.8)	50.4 (±4.3)	49.9 (±5.3)	48.5 (±10.0)	50.5 (±7.5)
11	48.9 (±8.3)	48.0 (±7.1)	56.6 (±6.8)	43.4 (±8.4)	49.1 (±5.6)
12	66.7 (±7.1)	53.3 (±6.5)	58.7 (±5.9)	55.2 (±6.1)	54.4 (±10.9)

Mississippi Youth Tobacco Use

1998-2012

Current Smoking - Public Middle School

	1998	1999	2000	2002	2003	2004	2006
TOTAL	20.6 (±3.1)	23.0 (±3.2)	18.1 (±2.3)	11.9 (±1.6)	11.0 (±1.2)	12.0 (±2.0)	8.4 (±1.6)
SEX							
FEMALE	18.2 (±4.8)	19.4 (±2.6)	16.9 (±2.6)	11.5 (±2.0)	9.8 (±1.3)	11.0 (±2.5)	7.8 (±2.4)
MALE	23.0 (±3.4)	26.1 (±4.8)	19.2 (±3.5)	12.1 (±1.8)	12.0 (±1.4)	12.8 (±2.8)	9.0 (±2.6)
RACE							
WHITE	22.8 (±4.4)	23.4 (±3.7)	20.9 (±3.6)	13.3 (±2.0)	10.7 (±1.5)	13.5 (±3.4)	9.9 (±2.6)
BLACK	17.6 (±4.0)	21.8 (±5.0)	15.0 (±3.5)	8.8 (±2.9)	10.8 (±1.4)	10.2 (±2.1)	7.0 (±2.3)
GRADE							
6	11.9 (±4.7)	17.7 (±4.5)	13.6 (±4.2)	8.8 (±2.1)	7.1 (±1.3)	6.8 (±1.9)	4.0 (±2.1)
7	21.8 (±7.7)	21.8 (±4.1)	22.0 (±2.7)	14.9 (±2.7)	10.8 (±1.8)	13.6 (±3.5)	7.2 (±2.2)
8	25.8 (±5.3)	29.0 (±5.2)	18.5 (±4.1)	14.7 (±3.7)	14.9 (±1.8)	15.1 (±4.5)	13.5 (±2.6)

	2008	2009	2010	2011	2012
TOTAL	8.9 (±2.0)	7.2 (±1.7)	5.7 (±1.5)	5.8 (±1.8)	5.8 (±1.8)
SEX					
FEMALE	6.9 (±2.8)	6.2 (±1.8)	4.4 (±1.8)	4.7 (±2.5)	5.0 (±2.0)
MALE	11.0 (±2.3)	8.0 (±2.5)	6.8 (±1.9)	6.7 (±2.2)	6.6 (±2.4)
RACE					
WHITE	11.2 (±3.0)	8.8 (±3.1)	6.2 (±2.0)	6.0 (±2.1)	7.7 (±2.7)
BLACK	6.9 (±1.9)	5.6 (±2.0)	5.2 (±2.4)	5.1 (±2.5)	3.8 (±2.0)
GRADE					
6	4.4 (±2.8)	3.6 (±2.0)	2.8 (±1.8)	2.4 (±1.2)	2.8 (±1.9)
7	10.1 (±3.1)	6.7 (±2.7)	6.5 (±1.7)	5.6 (±2.1)	4.4 (±2.5)
8	12.5 (±3.8)	11.1 (±3.6)	7.8 (±3.2)	8.0 (±3.9)	10.6 (±3.2)



	1998	1999	2000	2002	2003	2004	2006
TOTAL	30.3 (± 3.0)	32.5 (± 3.3)	29.2 (± 3.6)	23.1 (± 2.6)	23.4 (± 1.5)	22.1 (± 2.6)	18.7 (± 5.1)
SEX							
FEMALE	27.1 (± 4.6)	30.7 (± 5.2)	26.2 (± 5.9)	21.1 (± 3.6)	20.6 (± 2.0)	19.7 (± 2.9)	16.9 (± 5.5)
MALE	33.9 (± 4.0)	34.4 (± 4.2)	32.3 (± 4.6)	25.1 (± 3.1)	26.0 (± 1.9)	24.3 (± 3.1)	20.1 (± 5.5)
RACE							
WHITE	43.8 (± 4.2)	42.7 (± 4.8)	41.7 (± 5.9)	29.3 (± 2.7)	31.0 (± 2.3)	29.9 (± 3.8)	25.9 (± 4.7)
BLACK	14.2 (± 2.7)	16.6 (± 3.2)	13.3 (± 3.0)	16.7 (± 4.0)	14.1 (± 1.4)	14.1 (± 2.8)	11.6 (± 3.5)
GRADE							
9	27.6 (± 5.0)	28.2 (± 4.1)	25.3 (± 5.3)	20.0 (± 4.4)	22.4 (± 2.6)	19.8 (± 4.3)	17.0 (± 4.3)
10	31.4 (± 6.6)	30.3 (± 5.6)	27.6 (± 5.5)	19.7 (± 2.7)	21.8 (± 2.4)	22.9 (± 4.3)	12.9 (± 7.4)
11	33.5 (± 6.5)	38.3 (± 8.3)	32.9 (± 8.5)	27.1 (± 5.9)	24.2 (± 2.8)	22.7 (± 4.6)	20.1 (± 5.9)
12	29.4 (± 6.8)	35.1 (± 6.7)	32.6 (± 8.9)	26.6 (± 5.8)	25.5 (± 2.4)	24.6 (± 6.4)	27.5 (± 6.1)

	2008	2009	2010	2011	2012
TOTAL	20.2 (± 4.4)	18.8 (± 2.2)	19.7 (± 2.5)	19.0 (± 3.8)	18.1 (± 4.0)
SEX					
FEMALE	15.7 (± 3.8)	15.6 (± 3.0)	17.8 (± 3.6)	13.9 (± 3.3)	15.8 (± 4.6)
MALE	24.8 (± 5.8)	22.2 (± 3.1)	21.5 (± 3.0)	24.3 (± 5.3)	20.3 (± 4.9)
RACE					
WHITE	28.9 (± 5.4)	27.6 (± 3.7)	29.0 (± 3.3)	27.9 (± 4.5)	25.6 (± 6.0)
BLACK	10.1 (± 6.0)	9.8 (± 2.5)	11.1 (± 2.1)	11.1 (± 3.6)	11.2 (± 3.1)
GRADE					
9	17.7 (± 7.4)	14.4 (± 3.5)	14.7 (± 4.2)	12.8 (± 5.8)	10.8 (± 3.6)
10	19.0 (± 6.1)	20.0 (± 3.3)	20.0 (± 4.7)	19.2 (± 5.7)	20.8 (± 6.4)
11	15.5 (± 7.5)	19.8 (± 3.1)	22.0 (± 4.1)	19.4 (± 5.2)	19.6 (± 5.9)
12	29.9 (± 8.2)	22.8 (± 6.3)	23.9 (± 6.3)	27.0 (± 5.1)	22.6 (± 9.3)

Mississippi Youth Tobacco Use

1998-2012

Frequent Smoking - Public Middle School

	1998	1999	2000	2002	2003	2004	2006
TOTAL	5.2 (\pm 2.2)	4.8 (\pm 1.2)	3.8 (\pm 1.1)	2.7 (\pm 0.9)	2.3 (\pm 0.4)	3.0 (\pm 0.7)	1.9 (\pm 0.9)
SEX							
FEMALE	3.6 (\pm 2.7)	3.6 (\pm 1.0)	3.6 (\pm 1.2)	2.2 (\pm 0.8)	1.6 (\pm 0.5)	2.6 (\pm 1.2)	1.9 (\pm 1.0)
MALE	6.8 (\pm 3.1)	5.9 (\pm 1.9)	4.1 (\pm 1.3)	3.2 (\pm 1.2)	2.9 (\pm 0.6)	3.2 (\pm 0.8)	1.9 (\pm 1.2)
RACE							
WHITE	6.4 (\pm 3.5)	6.9 (\pm 1.6)	5.9 (\pm 1.9)	3.8 (\pm 1.6)	2.8 (\pm 0.7)	4.1 (\pm 1.6)	3.5 (\pm 1.4)
BLACK	2.6 (\pm 1.8)	1.7 (\pm 1.2)	1.7 (\pm 0.9)	1.4 (\pm 0.8)	1.6 (\pm 0.5)	1.8 (\pm 0.5)	0.3 (\pm 0.4)
GRADE							
6	1.2 (\pm 0.6)	2.7 (\pm 1.5)	2.8 (\pm 2.1)	1.3 (\pm 0.8)	1.3 (\pm 0.4)	1.1 (\pm 0.9)	0.7 (\pm 0.7)
7	5.1 (\pm 3.2)	4.1 (\pm 1.9)	4.0 (\pm 1.8)	3.4 (\pm 1.0)	1.8 (\pm 0.4)	3.0 (\pm 1.2)	1.2 (\pm 0.8)
8	7.1 (\pm 3.1)	7.5 (\pm 2.1)	4.8 (\pm 1.5)	5.2 (\pm 2.2)	3.8 (\pm 0.7)	4.7 (\pm 2.0)	3.5 (\pm 1.9)

	2008	2009	2010	2011	2012
TOTAL	1.5 (\pm 0.7)	1.9 (\pm 0.8)	0.9 (\pm 0.4)	1.3 (\pm 0.8)	0.7 (\pm 0.4)
SEX					
FEMALE	0.6 (\pm 0.5)	1.8 (\pm 0.8)	0.4 (\pm 0.3)	0.4 (\pm 0.4)	1.0 (\pm 0.7)
MALE	2.4 (\pm 1.1)	2.0 (\pm 1.2)	1.4 (\pm 0.8)	2.0 (\pm 1.6)	0.3 (\pm 0.4)
RACE					
WHITE	2.1 (\pm 1.2)	3.2 (\pm 1.7)	1.3 (\pm 0.8)	1.3 (\pm 0.8)	1.0 (\pm 0.8)
BLACK	0.8 (\pm 0.6)	0.7 (\pm 0.8)	0.3 (\pm 0.4)	1.0 (\pm 1.3)	0.1 (\pm 0.2)
GRADE					
6	0.6 (\pm 0.6)	0.7 (\pm 0.6)	0.6 (\pm 0.6)	0.8 (\pm 0.8)	0.4 (\pm 0.7)
7	1.2 (\pm 0.8)	2.1 (\pm 1.1)	0.7 (\pm 0.6)	1.3 (\pm 0.7)	0.4 (\pm 0.4)
8	2.7 (\pm 1.6)	3.0 (\pm 1.6)	1.4 (\pm 1.0)	0.8 (\pm 0.5)	1.3 (\pm 0.9)



Mississippi Youth Tobacco Use

1998-2012

Frequent Smoking - Public High School

	1998	1999	2000	2002	2003	2004	2006
TOTAL	14.3 (±3.0)	16.6 (±3.0)	13.8 (±3.0)	9.0 (±1.6)	10.1 (±1.0)	9.4 (±1.7)	7.6 (±1.9)
SEX							
FEMALE	11.6 (±2.3)	16.9 (±4.2)	12.5 (±3.6)	7.8 (±1.9)	9.1 (±1.2)	7.7 (±2.1)	5.5 (±2.9)
MALE	17.3 (±3.3)	16.1 (±3.6)	15.1 (±3.3)	10.4 (±2.5)	11.0 (±1.4)	11.1 (±2.5)	9.8 (±2.2)
RACE							
WHITE	23.2 (±4.5)	24.8 (±4.3)	21.6 (±4.4)	13.9 (±2.2)	14.9 (±1.7)	13.9 (±2.8)	10.9 (±3.7)
BLACK	3.4 (±2.2)	4.1 (±1.2)	4.3 (±2.1)	4.4 (±1.7)	4.1 (±0.8)	4.7 (±1.5)	4.3 (±2.2)
GRADE							
9	8.3 (±2.7)	12.0 (±3.8)	11.1 (±5.1)	7.7 (±2.7)	7.5 (±1.5)	7.8 (±2.1)	7.1 (±2.1)
10	16.7 (±5.0)	14.8 (±4.0)	14.3 (±4.8)	7.8 (±1.9)	8.6 (±1.3)	9.5 (±2.8)	5.5 (±4.5)
11	17.9 (±5.6)	20.2 (±9.0)	17.0 (±6.3)	7.9 (±3.3)	11.2 (±1.9)	9.5 (±2.9)	7.0 (±2.7)
12	16.1 (±5.4)	21.8 (±7.0)	13.9 (±5.9)	12.8 (±3.8)	14.5 (±2.1)	12.2 (±4.3)	12.2 (±3.4)

	2008	2009	2010	2011	2012
TOTAL	7.8 (±1.8)	7.8 (±1.9)	7.0 (±1.6)	6.5 (±1.8)	6.8 (±2.2)
SEX					
FEMALE	9.4 (±2.2)	7.4 (±2.5)	6.6 (±1.9)	4.5 (±1.8)	6.2 (±2.8)
MALE	6.7 (±1.8)	8.2 (±2.5)	7.6 (±1.8)	8.6 (±2.4)	7.3 (±2.6)
RACE					
WHITE	11.8 (±2.9)	12.9 (±2.8)	11.8 (±2.8)	11.0 (±2.8)	10.9 (±4.3)
BLACK	3.9 (±2.5)	2.5 (±1.5)	2.5 (±1.2)	2.4 (±1.3)	3.2 (±1.1)
GRADE					
9	6.0 (±3.1)	5.4 (±2.1)	4.7 (±2.6)	3.4 (±1.9)	2.7 (±1.5)
10	7.9 (±2.7)	7.6 (±3.1)	6.2 (±2.5)	4.9 (±2.8)	7.1 (±3.5)
11	6.5 (±3.2)	8.2 (±3.6)	7.5 (±3.1)	6.2 (±2.7)	6.3 (±3.2)
12	12.7 (±3.4)	11.3 (±3.5)	10.9 (±5.0)	12.9 (±4.0)	12.5 (±7.3)





methods

BACKGROUND

The Centers for Disease Control and Prevention's (CDC) Office on Smoking and Health (OSH) provides technical assistance to the states to administer this survey. Mississippi has administered the Youth Tobacco Survey (YTS) in 1998, 1999, 2000, 2002, 2003, 2004, 2006, 2008, 2009, 2010, 2011, and 2012.

THE PURPOSE OF THE YTS is to provide states with the data needed to design, implement, and evaluate comprehensive tobacco control programs that work to prevent young people from beginning tobacco use and help those who have already started using tobacco to quit.

THE YTS COLLECTS DATA from students in grades 6 through 12.

YTS DATA provide information on many key intermediate and long-term tobacco-related indicators, allowing states to measure progress toward state goals and objectives.

SAMPLE DESIGN

A multi-stage sample design was applied with public middle and high schools selected proportional to enrollment size. Classrooms were chosen randomly within selected schools and all students in selected classes were eligible for participation. Data were collected by means of an anonymous and confidential self-administered questionnaire. The questionnaires were group administered in classrooms during a normal class period by teachers following standardized procedures.

EDITING, WEIGHTING, AND INITIAL ANALYSIS OF DATA

The Research Triangle Institute and the CDC's Office of Smoking and Health provided technical assistance with the processing and weighting of the data. A weighting factor was applied to each student record to adjust for non-response at the school, class, and student levels. SUDAAN statistical software was used to calculate standard errors for estimates and 95 percent confidence intervals. Weight adjustments were made for the following:

WEIGHT = $W1 * W2 * f1 * f2 * f3 * f4$

W1 = inverse of the probability of selecting the school

W2 = inverse of the probability of selecting the classroom within the school

F1 = a school-level non-response adjustment factor calculated by school size (small, medium, large)

F2 = a class adjustment factor calculated by school

F3 = a student-level non-response adjustment factor calculated by class

F4 = a post stratification adjustment factor calculated by gender and grade

contact us!

Nell Valentine, MS
Robert McMillen, Ph.D.
Social Science Research Center
Mississippi State University

One Research Blvd., Suite 103
Starkville, MS 39759

For more information visit

NELL.VALENTINE@SSRC.MSSTATE.EDU

ROBERT.MCMILLEN@SSRC.MSSTATE.EDU

WWW.SSRC.MSSTATE.EDU

WWW.MSSTATE.EDU

P: 662.325.7127

F: 662.325.7966

MSTOBACCODATA.ORG

MISSISSIPPI STATE UNIVERSITY DOES NOT DISCRIMINATE ON THE BASIS OF RACE, COLOR, RELIGION, NATIONAL ORIGIN, SEX, AGE, DISABILITY, OR VETERAN STATUS. THIS REPORT IS FUNDED BY A GRANT OF THE MISSISSIPPI STATE DEPARTMENT OF HEALTH.

