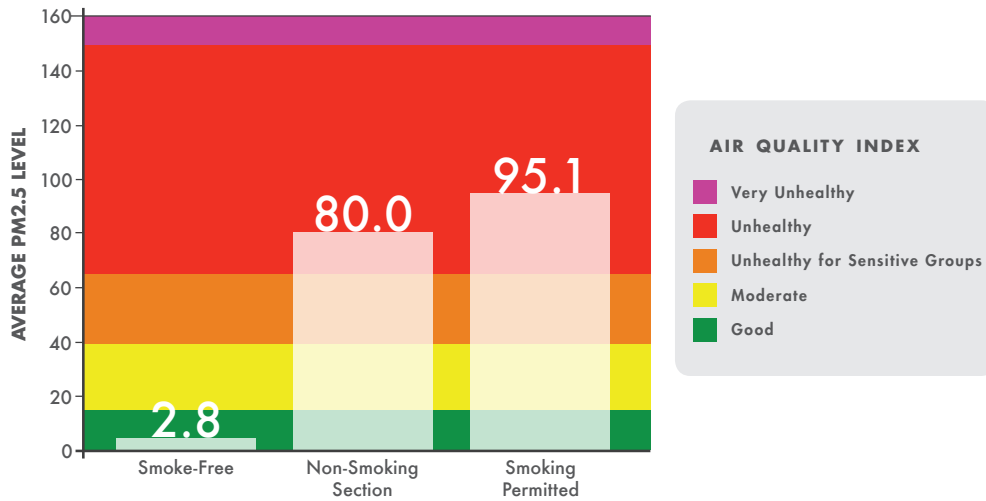


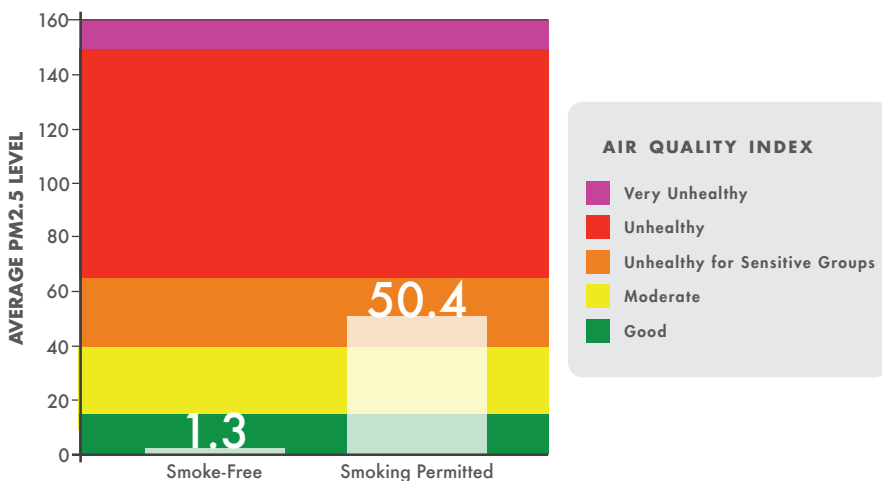
the MISSISSIPPI AIR QUALITY study

AVERAGE LEVEL OF INDOOR AIR POLLUTION IN RESTAURANTS AND BARS



- The average PM_{2.5} level in smoke-free restaurants & bars was 2.8 µg/m³. The U.S. Environmental Protection Agency classifies levels less than or equal to 15 µg/m³ as **Good**.
- The average PM_{2.5} level in nonsmoking sections of restaurants and bars that also had smoking sections was 80.0 µg/m³. The U.S. EPA classifies levels between 66 and 150 as **Unhealthy** and issues the following health advisory, “People with heart or lung disease, older adults, and children should avoid prolonged or heavy exertion. Everyone else should reduce prolonged or heavy exertion.”
- The average PM_{2.5} level in restaurants & bars that permitted smoking was 95.1 µg/m³. The U.S. EPA classifies levels between 66 and 150 as **Unhealthy**.

AVERAGE LEVEL OF INDOOR AIR POLLUTION IN CASINOS



- The PM_{2.5} level in the smoke-free casino was 1.3 µg/m³. The U.S. Environmental Protection Agency classifies levels less than or equal to 15 µg/m³ as **Good**.
- The average PM_{2.5} level in the casinos that permitted smoking was 50.4 µg/m³. The U.S. EPA classifies levels between 41 and 65 µg/m³ as **Unhealthy for Sensitive Groups** and issues the following health advisory, “People with heart or lung disease, older adults, and children should reduce prolonged or heavy exertion.”

summary

In October through early December, 2012, indoor air quality was assessed in nine Mississippi municipalities. Three of the communities had 100% comprehensive smoke-free ordinances, three had partial smoke-free ordinances, and three had no ordinance regarding smoking.

We used a TSI SidePak AM510 Personal Aerosol Monitor using the protocol developed by the Roswell Park Cancer Institute to measure the concentration of fine particle air pollution, $PM_{2.5}$. Air quality studies typically monitor particles of this size because $PM_{2.5}$ are released in significant amounts from burning cigarettes, are easily inhaled deep into the lungs, and cause a variety of adverse health effects including cardiovascular and respiratory morbidity and death.

KEY STUDY FINDINGS

- In locations that were completely smoke-free, the level of fine particle air pollution was very low, $PM_{2.5} = 2.8 \mu\text{g}/\text{m}^3$.
- In the two nonsmoking sections within locations that allowed smoking, the level of fine particle air pollution was $PM_{2.5} = 80.0 \mu\text{g}/\text{m}^3$.
- In the 13 locations with observed smoking, the level of fine particle air pollution was $PM_{2.5} = 95.1 \mu\text{g}/\text{m}^3$.
- In the three casinos with observed indoor smoking, the level of fine particle air pollution was $PM_{2.5} = 50.4 \mu\text{g}/\text{m}^3$.
- In the one casino with a smoke-free policy, the level of fine particle air pollution was $PM_{2.5} = 1.3 \mu\text{g}/\text{m}^3$.

U.S. ENVIRONMENTAL PROTECTION AGENCY

Health studies have shown a significant association between exposure to fine particles and premature death from heart or lung disease. Fine particles can aggravate heart and lung diseases and have been linked to effects such as: cardiovascular symptoms; cardiac arrhythmias; heart attacks; respiratory symptoms; asthma attacks; and bronchitis. These effects can result in increased hospital admissions, emergency room visits, absences from school or work, and restricted activity days. Individuals that may be particularly sensitive to fine particle exposure include people with heart or lung disease, older adults, and children.

MICROGRAMS PER CUBIC METER ($\mu\text{G}/\text{M}^3$)

Air quality is assessed based on Particulate Matter (PM). The size of particles is directly linked to their potential for causing health problems. Very small particles generally pass through the throat and nose and enter the lungs. Once inhaled, these particles can affect the heart and lungs and cause serious health effects. Air quality levels are defined as the mass of particulate matter ≤ 2.5 microns in diameter in a volume of air: micrograms per cubic meter ($\mu\text{g}/\text{m}^3$). A microgram is one millionth of a gram. A cubic meter (approximately 39" X 39" X 39") describes a volume of air that is about the size of a washing machine.

RESULTS

	VENUE NUMBER	SIZE	AVG NUMBER OF PEOPLE	AVG NUMBER OF BURNING CIGARETTES	AVG SMOKING DENSITY	AVG PM 2.5 LEVEL
smoke-free restaurants & bars →	1	557	60	0	0.00	3.7
	2	360	30	0	0.00	10.4
	3	446	57	0	0.00	0.6
	4	483	15	0	0.00	1.3
	5	232	12	0	0.00	3.4
	6	316	10	0	0.00	2.8
	7	418	52	0	0.00	1.0
	8	240	6	0	0.00	2.3
	9	552	40	0	0.00	1.6
	10	362	16	0	0.00	3.8
	11	168	10	0	0.00	2.0
	12	119	24	0	0.00	1.6
	13	518	72	0	0.00	1.4
	AVERAGE (N=13)	367	31	0	0.00	2.8
non-smoking section of restaurants & bars →	14	725	38	0	0.00	34.0
	15	480	30	6	1.25	126.0
	AVERAGE (N=2)	602	34	3	0.63	80.0
smoking permitted restaurants & bars →	16	560	42	11	1.96	157.2
	17	130	13	3	2.31	75.4
	18	223	11	3	1.35	21.7
	19	1,500	19	8	0.53	17.1
	20	725	38	5	0.69	134.0
	21	500	10	3	0.60	25.0
	22	1,449	33	10	0.69	127.0
	23	360	13	5	1.39	116.0
	24	1,500	40	8	0.53	75.5
	25	480	30	3	0.63	51.9
	26	650	28	5	0.77	96.2
	27	232	11	6	2.59	173.5
	28	464	10	5	1.08	166.3
	AVERAGE (N=13)	675	23	6	0.85	95.1
smoking permitted casinos →	27	7,786	250	3	0.04	48.4
	28	62,851	250	4	0.01	44.9
	29	16,723	350	6	0.04	57.9
	AVERAGE (N=3)	29,120	283	4	0.03	50.4
smoke-free casino pool hall →	30	9,290	300	0	0.00	1.3
	31	150	15	8	5.33	245.3
	31	150	20	9	6.00	104.2

FOR MORE INFORMATION *contact*

Robert McMillen, Ph.D.
Social Science Research Center
Mississippi State University

ROBERT.MCMILLEN@SSRC.MSSTATE.EDU

WWW.SSRC.MSSTATE.EDU


WWW.MSSTATE.EDU

One Research Blvd., Suite 103
Starkville, MS 39759

P: [662.325.7127](tel:662.325.7127)

F: [662.325.7966](tel:662.325.7966)

ACKNOWLEDGEMENTS



The study was funded by the American Lung Association Gulf-Plains Region. The protocol for this study and the report approach were developed by the Roswell Park Cancer Institute (RPCI). The findings and conclusions are those of the authors and do not necessarily represent the official position of any of these institutions.

PRINCIPAL INVESTIGATOR Dr. Robert McMillen, Ph.D

DATA COLLECTOR Ms. Lauren Colvin, MS

GRAPHIC DESIGNER Mrs. Miranda Robertson

MSTOBACCODATA.ORG